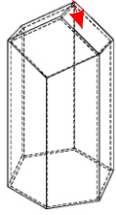


ARK: SOLARIAN GOLDEN BEE/HIVE:

CENTRAL LAYER OF RHOMBIC UNITS. EACH RHOMBUS IS THOUGHT TO BE AN EYE OF RA GATE/PILLAR SYSTEM.

FLOWER OF LIFE PROGRAM TEMPLATE: TWO PLANES FORM THE TELEPLANE DYNAMIC IN THE "HIVE" (PARABOLIC CURVE IN THE RESHEL).

NOTE THE 3 RHOMBUSES:



HONEY COMB CONSTRUCTION BELIEVED TO DUPLICATE THE INNER ARK CELL.

ASHER-RESHA (600): THE TWO MARS CREATES THE RESH POLES (MALE, FEMALE).

AYIN POLE (70): FEMALE COMPLEMENT TO ALEPH.

ALEPH POLE (1 / 1000): ATOMA: WHITE-HOLES OPEN FLASHING DIAMOND STARS INTO THE INTERFACE RHOMBUSES.

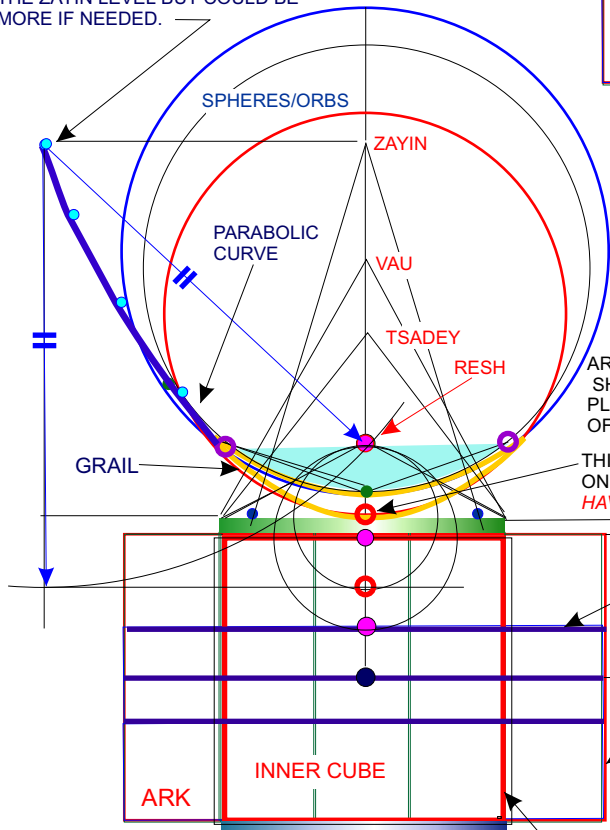
PEH POLE (80): L-TUBE: RHOMBUSES LOAD HEX CELLS USING "8" FUNCTION TRANSITION TO COVER POLES.

HONEYCOMB TELEPLANE: UPPER PLANE SUPPORTS THE ARK OF GRACE CLOUD. FLOWER OF LIFE TEMPLATE VIA HEX CELLS.

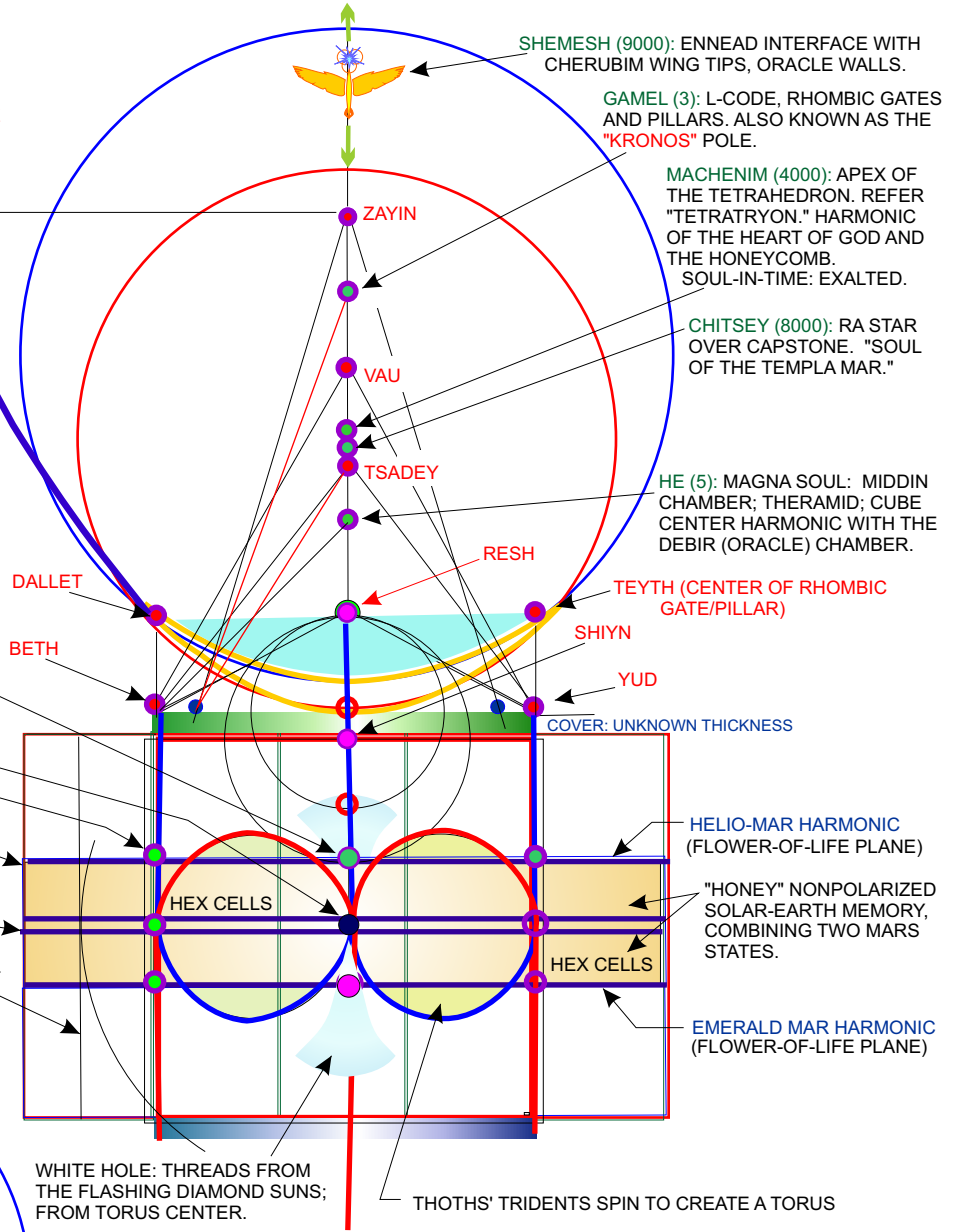
HORIZON OF THOTH TELEPLANE: AREA OF THE INNER RHOMBIC SYSTEMS INTERFACING WITH THE NEW ARKS.

EXTENT OF THE INNER CUBE'S SPIN INCLUDING IN THE PLANES.

HIVE CURVE EXTENDED FROM THE GRAIL CUP, LIMITED BY THE ZAYIN LEVEL BUT COULD BE MORE IF NEEDED.



ARK COVER THICKNESS FROM THE DENDERA MODEL



WHITE HOLE: THREADS FROM THE FLASHING DIAMOND SUNS; FROM TORUS CENTER.

COVER: UNKNOWN THICKNESS

HELIO-MAR HARMONIC (FLOWER-OF-LIFE PLANE)

"HONEY" NONPOLARIZED SOLAR-EARTH MEMORY, COMBINING TWO MARS STATES.

EMERALD MAR HARMONIC (FLOWER-OF-LIFE PLANE)

THOTH'S TRIDENTS SPIN TO CREATE A TORUS

RED ALPHABET POLES ARE GIVEN BY THOTH/MAIA
GREEN POLES ARE ASSIGNED BY WM. BUEHLER

AN UNKNOWN:

ARK COVER THICKNESS NOT GIVEN... WILL SHIFT THE LEVEL OF THE INNER REFERENCE PLANES. THIS WOULD WIDEN THE THICKNESS OF THE HONEYCOMB PLANES.

THIS POLE, TOP OF COVER, VARIABLE BASED ON COVER THICKNESS. (THE COVER MAY NOT HAVE A THICKNESS, AS A TELEPLANE.)

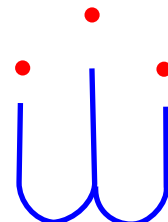
THIS REFERENCE PLANE DETERMINES THE PLACEMENT OF THE RESH AND THUS THE PARABOLIC CURVE.

ARK DIMENSION: 2.5 x 1.5 x 1.5 OR 1.666(+) x 1.0 x 1.0 THE COVER IS THE SAME WIDTH/LENGTH BUT THE THICKNESS IS NOT GIVEN.

INNER CUBE RESONANT WITH THE "DABIR" (ORACLE) CUBE CHAMBER IN THE SOLOMON TEMPLE. THE HOLY OF HOLIES CONTAINS THE ARK. THE BEE IS "DEBAR(AH)."

THIS GRAPHIC IS ONLY SHOWING THE ARK OF GRACE HALF. THE ARK OF AB-ON (EBEN) IS THE MIRROR REVERSE AND CONCENTRIC.

THE RESHEL SYSTEM IS ONE "TEMPLATE" OF THE ARK DYNAMICS. THE KA'TIIM SPHERE, ALPHABET OF THE ARK, AND PENTA (5) SYSTEMS ARE OTHER TEMPLATES. THESE TEMPLATES FORM A SYNERGIC UNIFIED FIELD.



THOTH'S LOGO: A TRIDENT AND LILY. (FROM THE LETTER "TOH" IN THE 24 LETTERS OF THE "ALPHABET OF THE ARK" AND BREADPLATES OF METATRON.)