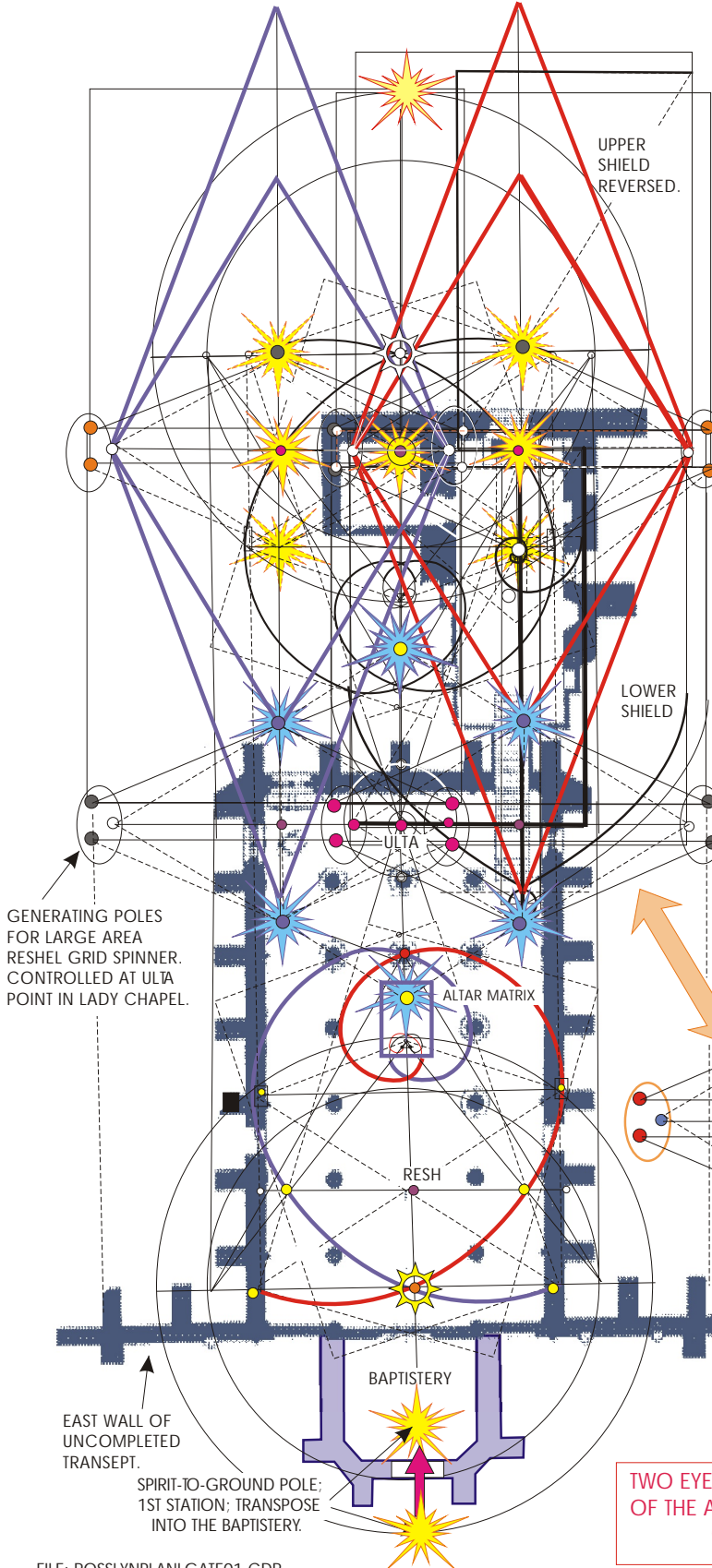


CHAPEL USING SINCLAIR SHIELD OVERLAY:

SINCLAIR SHIELD GEOMETRY WITH THE FOUR EYES OF RA FORMED ON THE BASIC TEMPLE GRID VIA THE ACTION OF THE LOWER CHAPEL. THIS APPEARS TO BE THE PRIMARY MECHANISM FOR THE RESHEL'S LIFE PATH AT THE ULTA POLE. THE RESHEL GRID IS USED.

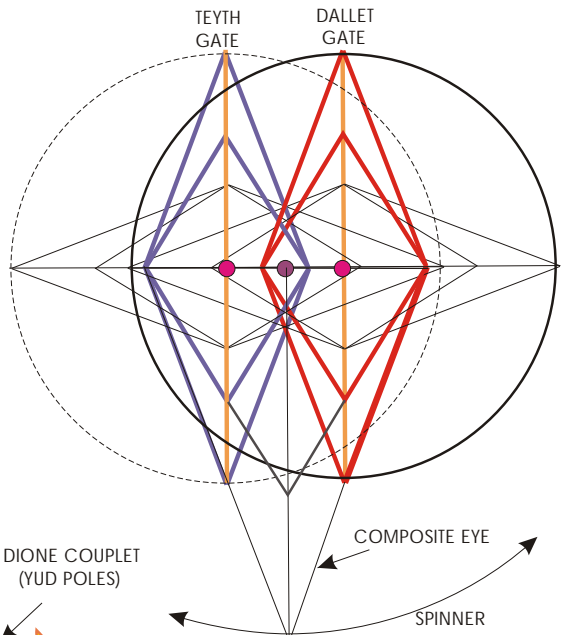


GENERATING POLES FOR LARGE AREA RESHEL GRID SPINNER. CONTROLLED AT ULTA POINT IN LADY CHAPEL.

EAST WALL OF UNCOMPLETED TRANSEPT.

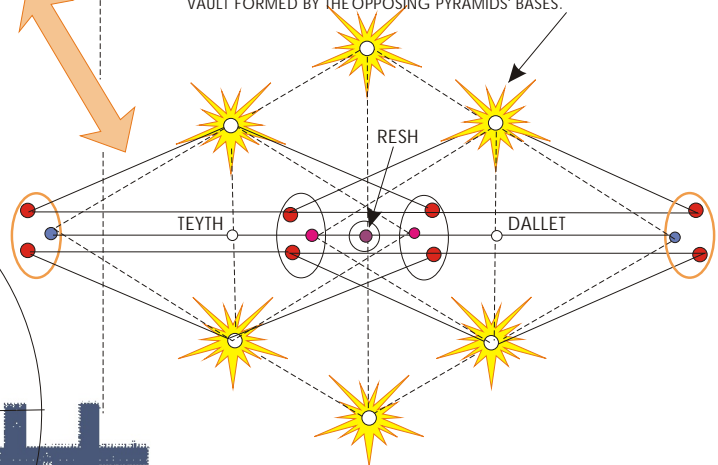
SPIRIT-TO-GROUND POLE: 1ST STATION; TRANSPOSE INTO THE BAPTISTERY.

TWO EYES OF RA



1. PRIESTS AND ANGELS (MENTORS) FIRST COCREATE SPIRIT-TO-MATTER DUAL EYES OF RA TIME GATES.
2. THE UPPER GATES SIMULTANEOUSLY CREATE A TWIN PAIR IN THE LOWER RESHEL SPEAR ALSO CENTERED BY THE LOWER RESH (NOT SHOWN HERE).
3. AS THE SYNTHESIZING AGENCY, THE ULTA POLE IN THE CENTER DUPLICATES THE PAIRED ABOVE-AND-BELOW GATES, CREATING A RESONANT SYSTEM IN THE NEUTRA REALITY (SHOWN HERE AS THE DIONE COUPLERS).
4. SEPARATE BASIC DUAL SYSTEMS COMBINE TO CREATE A COMPOSITE SINGLE SYSTEM. THE TWO OUTER DIONE POLES FORM THE SPIRAL GENERATORS FOR A LARGER RESHEL ARIEOPAX (HAS THE TWO GLORY POINTS MERGED IN THE MAIN CHAPEL'S ULTA POLE).
5. THE COMBINED DIONE SYSTEM CREATES A LARGE RESHEL SPINNER FOR THE WHOLE AREA.

SPECIALIZED GLORY POINTS APPARENTLY BECOME THE APICES FOR GIZEH TYPE PYRAMIDS AS FOUND IN THE ARIEOPAX DYNAMIC. EACH EYE OF RA CREATES ITS OWN VAULT FORMED BY THE OPPOSING PYRAMIDS' BASES.



DOUBLE DIONE COUPLERS AS ULTA MATRICES FOR THE LINKED EYES OF RA TIME GATES THE FOUR EYES (IN THE TWO SPEARS) WILL MERGE IN THE CENTER ULTA IN THE "LADY CHAPEL".

TWO EYES OF RA SHOW TIME GATES AND TWO PILLARS OF THE ABODE: BOAZ AND YAH-CHEN. (USE THE AXES OF THE RHOMBUSES.)